



# National Institutional Ranking Framework

Ministry of Human Resource Development

Government of India



(/dcs/NIRFIndia/Home)

[HOME \(HTTPS://WWW.NIRFINDIA.ORG/HOME\)](https://www.nirfindia.org/home)

[ABOUT NIRF \(HTTPS://WWW.NIRFINDIA.ORG/ABOUT\)](https://www.nirfindia.org/about)

[PARAMETERS \(HTTPS://WWW.NIRFINDIA.ORG/PARAMETER\)](https://www.nirfindia.org/parameter)

[DOCUMENTS \(HTTPS://WWW.NIRFINDIA.ORG/DOCUMENTS\)](https://www.nirfindia.org/documents)

[RANKING](#)

[FEEDBACK \(HTTPS://WWW.NIRFINDIA.ORG/FEEDBACK\)](https://www.nirfindia.org/feedback)

[CONTACT \(HTTPS://WWW.NIRFINDIA.ORG/CONTACT\)](https://www.nirfindia.org/contact)

## Welcome to Data Capturing System: MANAGEMENT

**Institute ID:** IR17-MGMT-1-15765

**Institute Name:** ZEAL INSTITUTE OF BUSINESS ADMINISTRATION, COMPUTER APPLICATION & RESEARCH

### Full Report

Institute ID: IR17-MGMT-1-15765

Institute Name: ZEAL INSTITUTE OF BUSINESS ADMINISTRATION, COMPUTER APPLICATION & RESEARCH

### Sanctioned (Approved) Intake

Academic Year	2015-16	2014-15	2013-14	2012-13	2011-12
PG [2 Years Program(s)]	120	120	---	---	---
PG [3 Years Program(s)]	60	60	60	---	---

## Total Actual Student Strength (Program(s) Offered by Your Institution)

(All programs of all years)	No. of Male Students	No. of Female Students	Total Students	Within State (Including male & female)	Outside State (Including male & female)	Outside Country (Including male & female)	Economically Backward (Including male & female)	Socially Challenged (SC+ST+OBC Including male & female)
PG	161	86	247	238	9	0	58	74

## Placement & Higher Studies

PG [2 Years Program(s)]: Placement & higher studies for previous 3 years

Academic Year	No. of first year students admitted in the year	Academic Year	No. of students graduating in minimum stipulated time	No. of students placed through campus placement	Median salary of placed graduates (Amount in Rs.)	No. of students selected for Higher Studies
(2012-13)	104	(2013-14)	50	47	250000(Two lacs fifty thousand )	1
(2013-14)	91	(2014-15)	70	40	250000(Two lacs fifty thousand )	0
(2014-15)	117	(2015-16)	84	60	250000(Two lacs fifty	0

thousand )

## PG [3 Years Program(s)]: Placement &amp; higher studies for previous 3 years

Academic Year	No. of first year students admitted in the year	Academic Year	No. of students graduating in minimum stipulated time	No. of students placed through campus placement	Median salary of placed graduates (Amount in Rs.)	No. of students selected for Higher Studies
(2011-12)	59	(2013-14)	50	11	180000(One lacs eighty thousand)	0
(2012-13)	57	(2014-15)	47	7	120000(One lacs twenty thousand)	0
(2013-14)	42	(2015-16)	40	15	120000(One lacs twenty thousand)	0

## Entrepreneurship

No. of sustained spin-off companies set up over the previous 5 years (2011-2016)(Companies started by the Students/Alumni/Faculty in the institutions business incubators):

## Top University Admission Data

No. of graduating students from your institution who were admitted into Top University/Institution to pursue higher studies in the year 2015-16:

No. of PG students admitted into your institutions from Top Institution in the year 2015-16:

No. of Ph.D students admitted into your institutions from Top Institution in the year 2015-16:








Total No.of PG & Ph.D students admitted: 

## Ph.D Student Details

No. of Ph.D students graduated (including Integrated Ph.D)

2015-16	2014-15	2013-14
0	0	1

## Faculty Details

#	Name	Age	Designation	Gender	Qualification	Experience (In Months)
 1	Amit Agrawal	32	Assistant Professor	Male	MCA	84
 2	Archana N Vechalekar	29	Assistant Professor	Female	MBA	81
 3	Ashish Krishna Vyas	45	Assistant Professor	Male	MBA	159
 4	Babhale Manasi V	32	Assistant Professor	Female	MBA	42
 5	Bohra Ravindra Bijaykumar	37	Assistant Professor	Male	MBA	26
 6	Dipti Deshmukh Shekhawat	33	Assistant Professor	Female	MBA	55
 7	Dr Apte Santosh Kalabhau	37	Associate	Male	Ph.D	167

				Professor			
+	8	Dr Jumle Anand Ganpatrao	43	Professor	Male	Ph.D	204
+	9	Dr Mahamuni Pravin Narayan	31	Associate Professor	Male	Ph.D	126
+	10	Dr Markale Amod Dattatraya	53	Professor	Male	Ph.D	338
+	11	Dr Neerja Aswale	26	Assistant Professor	Female	Ph.D	51
+	12	Dr Neha Sharma	41	Professor	Female	Ph.D	208
+	13	Gadge Ravindra M	38	Associate Professor	Male	MBA	202
+	14	Katkar Jayesh Sambhaji	30	Assistant Professor	Male	MBA	63
+	15	Khajaamin Attar	28	Assistant Professor	Male	MCA	16
+	16	Kiran S Kute	31	Assistant Professor	Female	MCA	65
+	17	Mangesh Prakash Bhange	28	Assistant Professor	Male	MBA	31
+	18	Metkar Pradnya S	33	Assistant Professor	Female	MBA	34
+	19	Patil Pandurang Ananda	34	Assistant Professor	Male	MBA	112
+	20	Patil Rishika Milind	33	Assistant Professor	Female	MBA	83
+	21	Poman Anil Arun	29	Assistant Professor	Male	MBA	96
+	22	Prof Vaibhav Mukund Kulkarni	37	Assistant Professor	Male	MBA	186

+	23	Prof Audumbar Kabade	27	Assistant Professor	Male	MCA	36
+	24	Prof Deepak Upadhyay	35	Assistant Professor	Male	MCA	78
+	25	Prof Dharmendra Singh	36	Assistant Professor	Male	MCA	120
+	26	Prof Ganesh Surve	33	Assistant Professor	Male	MCA	58
+	27	Prof Kirti Samrit	37	Assistant Professor	Female	MCA	120
+	28	Prof Madhavi Shamkuwar	35	Assistant Professor	Female	MCA	120
+	29	Prof Poonam Bhosale	27	Assistant Professor	Female	MCA	3
+	30	Prof Rajeshkumar Kashyap	43	Associate Professor	Male	MCA	180
+	31	Prof Satyawan Pandurang Khandagale	28	Assistant Professor	Male	MCA	30
+	32	Sasane Pramod Namdev	45	Assistant Professor	Male	MBA	168
+	33	Shinde Akash Raju	26	Assistant Professor	Male	MBA	24

## Financial Resources: Utilised Amount for the Capital & Operational expenditure for previous 3 years

Financial Year	2015-16	2014-15	2013-14
	Utilised Amount	Utilised Amount	Utilised Amount

**Annual Capital Expenditure on Academic Activities and Resources (excluding expenditure on buildings)**

Library	907760 (Nine lacs seven thousand seven hundred sixty )	899863 (Eight lacs ninety nine thousand eight hundred sixty three )	562534 (Five lacs sixty two thousand five hundred thirty four)
New Equipment for Laboratories	245862 (Two lacs forty five thousand eight hundred sixty two)	166147 (One lac sixty six thousand one hundred forty seven)	145000 (One lac forty five thousand)
Engineering Workshops	0 (Zero)	0 (Zero)	0 (Zero)
Studios	0 (Zero)	0 (Zero)	0 (Zero)
Other suitably identified academic activities	1359195 (Thirteen lacs fifty nine thousand one hundred ninety five)	2154061 (Twenty one lacs fifty four thousand sixty one)	2795872 (Twenty seven lacs ninety five thousand eight hundred seventy two)

**Annual Operational Expenditure**

Salaries (Teaching and Non Teaching staff)	23228239 (Two crores thirty two lacs twenty eight thousand two hundred thirty nine)	21538814 (Two crores fifteen lacs thirty eight thousand eight hundred forty)	19217868 (One crore ninety two lacs seventeen thousand eight hundred sixty eight)
Maintenance of Academic Infrastructure or consumables, other running expenditures, Seminars/Conferences/Workshops etc. (excluding maintenance of hostels and allied services)	2568895 (Twenty five lacs sixty eight thousand eight hundred ninety five)	3345930 (Thirty three lacs forty five thousand nine hundred thirty )	3716014 (Thirty seven lacs sixteen thousand fourteen )

**Women Diversity**

No. of women members in senior administrative positions, such as Head of Departments, Dean or Institute Heads in previous academic year (2015-16):

## IPR

Calendar Year	2015	2014	2013
No. of Patents Filed	0	0	0
No. of Patents Published	0	0	0
No. of Patents Granted	0	0	0
No. of Patents Licensed	0	0	0

Did your institution transferred atleast one technology in the previous three years?:

Financial Year	2015-16	2014-15	2013-14
Earning From Patents (Amount in Rupees)	0	0	0
Enter Amount in Words	Zero	Zero	Zero

## Sponsored Research Details

Financial Year	2015-16	2014-15	2013-14
Total no. of Sponsored Projects	0	0	2
Total no. of Funding Agencies	0	0	1
Total Amount Received (Amount in Rupees)	0	0	15000
Amount Received in Words	Zero	Zero	Fifteen thousand



## Consultancy Project Details

Financial Year	2015-16	2014-15	2013-14
Total no. of Consultancy Projects	5	4	3
Total no. of Client Organizations	5	4	3
Total Amount Received (Amount in Rupees)	0	0	0
Amount Received in Words	Zero	Zero	Zero

## Executive Development Program

Financial Year	2015-16	2014-15	2013-14
Total no. of Executive Development Programs	0	0	0
Total no. of Participants	0	0	0
Total Annual Earnings (Amount in Rupees)	0	0	0
Total Annual Earnings in Words	Zero	Zero	Zero

## Facilities for PCS: Facilities of physically challenged students

1. Do your institution buildings have Lifts/Ramps?	Yes, in all the buildings
2. Do your institution have provision for walking aids, including wheelchairs and transportation from one building to another for handicapped students?	Yes, in all the buildings
3. Do your institution buildings have specially designed toilets for handicapped students?	Yes, in all the

[Home](#) | [About NIRF](#) | [Parameters](#) | [Documents](#) | [Feedback](#) | [Ranking](#) | [Contact](#)

Copyright © 2015, National Institutional Ranking Framework (NIRF), 2015 MHRD. All rights reserved.

Supported Browsers 